

Component General, Inc.

■ Microwave T-Pad Attenuators

■ MECHANICAL SPECIFICATIONS



Substrate: Beryllium Oxide Ceramic
Std. dB: Standard db values 3 -20 dB
Frequency Range: D.C. to 18 GHz dependent upon how the resistors are mounted and the mounting hardware's configuration.
Temperature Range: -55°C to +200°C.

high power t-pad attenuators product selection chart

P/N	Nominal Power	Disc Diameter	Rod Length	Disc Thickness	Rod Diameter
C62T250P	10 W	0.245" - 0.257"	0.370" - 0.382"	0.020" - 0.027"	0.060" - 0.066"
C135T375P	20 W	0.372" - 0.380"	0.493" - 0.509"	0.030" - 0.036"	0.120" - 0.130"

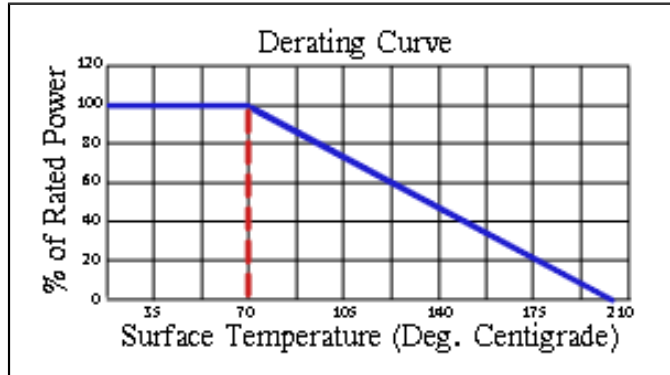

[Component General Inc.](http://www.ComponentGeneral.com)

2445 Success Drive Odessa, FL 33556 Phone: 727-376-6655 or 800-246-4084

Component General, Inc.

P/N:C62T250P

Microwave T-Pads



Mechanical Specifications

Substrate Material:

Beryllium Oxide Ceramic.

(Note: Letter "P" denotes Beryllium Oxide.)

Terminals:

Rods: Terminal areas are Nickel / Tin plated which reduces oxidation thus providing a more solderable terminal

Discs: Terminal areas are Platinum Silver plated which reduces oxidation thus providing a more solderable terminal.

Temperature Range :

-55°C to + 200°C.

Temperature Coefficient :

Standard Temperature Coefficient is -200 to -300 PPM/°C.

Electrical Specifications

Attenuation Value:

3 - 20 dB.

Load Life :

The maximum anticipated change in resistance is 1 % when operated at listed rating for 1,000 hours.

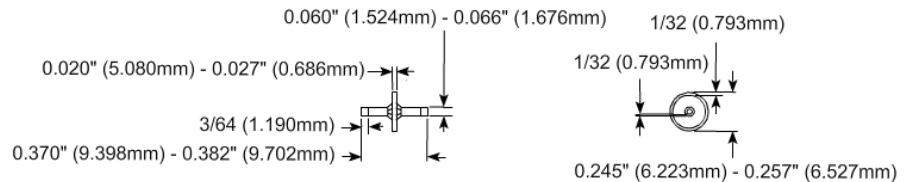
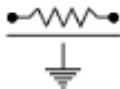
Frequency Range :

D.C. to 18 GHz dependent upon how the resistors are mounted and the mounting Hardware's configuration.

Nominal Power:

10 W.

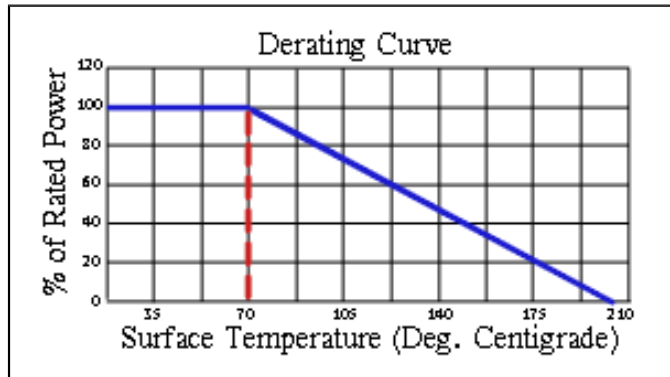

Part Dimensions



Component General, Inc.

P/N:C135T375P

Microwave T-Pads



Mechanical Specifications

Substrate Material:

Beryllium Oxide Ceramic.

(Note: Letter "P" denotes Beryllium Oxide.)

Terminals:

Rods: Terminal areas are Nickel / Tin plated which reduces oxidation thus providing a more solderable terminal

Discs: Terminal areas are Platinum Silver plated which reduces oxidation thus providing a more solderable terminal.

Temperature Range :

-55°C to + 200°C.

Temperature Coefficient :

Standard Temperature Coefficient is -200 to -300 PPM/°C.

Electrical Specifications

Attenuation Value:

3 - 30 dB

Load Life :

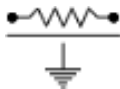
The maximum anticipated change in resistance is 1 % when operated at listed rating for 1,000 hours.

Frequency Range :

D.C. to 18 GHz dependent upon how the resistors are mounted and the mounting Hardware's configuration.

Nominal Power:

20 W.



Part Dimensions

